

# SANDMEIER CHAROLAIS

## REFERENCE SIRES



▲ **DCR Mr Buckle Assert Y222**(pld)  
*M808087* Bar J Silverado 145  
 Sire: JWX Silver Buckle 524U  
 KMAC Miss Marmalade 31R  
 Eatons Assert 9171  
 Dam: JCH Ms Assert R9  
 JCH Ms Raven Two N332  
**EPD's: BW WW YW Milk TM TSI**  
 0.0 20 45 25 35 193  
 BW- 92 WW-880 YW- 1578 REA- 17.75  
 -35 SONS SELL

▲ **Wells Hard as a Rock 2596** (polled)  
*M821543* GDSF JR Platinum 20K  
 Sire: GDSF Tried and True 58U  
 Green Acres Karen MS 13K  
 BHD Amplifie M176  
 Dam: TR MS Amplifie 6596S  
 Thomas MS Icebucket 3715N  
**EPD's: BW WW YW Milk TM TSI**  
 2.5 47 89 14 37 228  
 BW- 87 WW- 917 YW- 1658 REA-19.91  
 -26 SONS SELL

▲ **LT JJ Ledger 4606 P** (polled)  
*M852605* LT Bluegrass 4017 P  
 Sire: LT Ledger 0332 P  
 LT Brenda 6120 PLD  
 Winn Mans Lanza 6105  
 Dam: LT Molly 1117 PLD  
 LT Molly 8011 PLD  
**EPD's: BW WW YW Milk TM TSI**  
 2.7 60 116 1 31 262  
 BW-100 WW- 856 YW-1530 REA- 19.71  
 -31 SONS SELL

**SCR SIR STAMPEDE 5131** (polled)  
*M870180* SPARROWS FARGO 811U  
 Sire: WELLS STAMPEDE 1450  
 WFR LILY 450 P  
 M6 GRIDMAKER 104 PET  
 Dam: LNB MISS RITA R037  
 MISS RCB LUANN L129  
**EPD's: BW WW YW Milk TM TSI**  
 0.3 37 66 10 29 210  
 BW- 89 WW- 731 YW- 1267 REA- 20.2

**SCR SIR LONG SHOT 2158P**(polled)  
*M826338* LT SILVER DISTANCE 5342P  
 Sire: LT LONG DISTANCE 9001 PLD  
 LT BELLA 7026 P  
 SCR SIR CHROMES LAD 7082  
 Dam: SCR MISS CHROMES LAD 0011  
 SCR MISS CARDINAL 8216  
**EPD's: BW WW YW Milk TM TSI**  
 0.2 50 80 4 29 221  
 BW-81 WW- 909 YW- 1389 REA-18.77

**SCR Sir Tenacious 1308** (polled)  
*M810758* Keys Ten-Acious 166S  
 Sire: Keys Tenacious 111U  
 Miss Key Tina 264J  
 JCR Sir Impressive 915 P  
 Dam: CJ Miss Impressive J382  
 CJ Miss Unlimited 0024  
**EPD's: BW WW YW Milk TM TSI**  
 1.9 38 72 5 24 214  
 BW- 88 WW- 769 YW- 1505 REA-21.11

**EC BACKLASH 8065 PLD (polled)**

M818461

M6 GRID MAKER 104 PET  
 Sire: EC NO DOUBT 2022 P  
 EC LADY DUKE 2022 P  
 EC'S ASSET 396 P  
 Dam: EC LADY ASSET 8065 PLD  
 EC AVITA 6050 PLD

EPD's: **BW WW YW Milk TM TSI**  
 0.2 43 65 -5 16 209  
 BW-86 WW- 854 YW- 1468 REA- 18.23

**ACE-ORR BEAU JANGLES 322P**

M845046

(polled)

LT BLUEGRASS 4017 P  
 Sire: LT LEDGER 0332 P  
 LT BRENDA 6120 PLD  
 M6 GRID MAKER 104PET  
 Dam: ORR'S MS NANCY 1057P  
 ORR'S MS NANCY 831P ET

EPD's: **BW WW YW Milk TM TSI**  
 1.3 26 68 11 24 222  
 BW- 86 WW-808

**WC MORE POWER 5248 P**

M865264

(polled)

LT RIO BRAVO 3181 P  
 Sire: LT RUSHMORE 8060 PLD  
 LT BRENDA'S EASE 3055  
 LT BLUE VALUE 7903 ET  
 Dam: WC BLUE LADY 117P ET  
 THREE TREES LADY 4010

EPD's: **BW WW YW Milk TM TSI**  
 -1.7 36 59 13 31 205  
 BW- 74 WW- 834 YW- 1389 REA- 16.98

**▼ IKE ALL STATE 3159 (polled)**

M833730

KEYS SPECIALIST 18U  
 Sire: KEYS ALL STATE 149X  
 MISS KEYS MEG 2T  
 M6 GRIDMAKER 104 PET  
 Dam: MISS IKE GRID 8028  
 MISS IKEMARBLER 2050

EPD's: **BW WW YW Milk TM TSI**  
 1.0 36 76 11 29 227  
 BW- 98 WW- 937 YW- 1692

**SCC CHARLIE Y351 (polled)**

M822224

SCC CHARLIE S221  
 Sire: SCC CHARLIE W341  
 SCC 183 DELIA L172  
 SCC CHARLIE P32  
 Dam: SCC 32 GAIL S142  
 SCC 21 GAIL P19

EPD's: **BW WW YW Milk TM**  
 -1.6 8 23 9 13  
 BW- 101 WW- 791 YW- 1415

**▼ KC DAKOTA BOB 4892P (polled)**

M850351

OAKDALE DUKE 9003P  
 Sire: PC MISSOURI BOB 1227  
 PC MISS BLUE GRASS 9210  
 KC DESIGN 8692P  
 Dam: KC MISS DESIGN 8692P  
 KC MISS DAKOTA WIND

EPD's: **BW WW YW Milk TM TSI**  
 2.1 49 93 14 38 235  
 BW- 94 WW- 841 YW- 1484 REA- 16.68



Go to  
**SandmeierCharolais.com**  
 for a complete list  
 of Sandmeier  
 Charolais  
 herd sires,  
 past and present.



# REFERENCE SIRES CONTINUED



## KEYS MAIN EVENT 4C(polled)

EM870288

ROLLING D CLASSIC 878U

Sire: KAYR MAINSTREET 910A

KAYR MISS 910W

KEYS CHUMLEY 8R

Dam: MISS KEY MEG 2T

MISS KEY MEG 4R

EPD's: BW WW YW Milk TM TSI  
2.8 43 77 -5 17 214

BW- 80 WW- 786 YW- 1426 REA-16.31



## KC DAKOTA BOB 4235P

M849458

(polled)

OAKDALE DUKE 9003P

Sire: PC MISSOURI BOB 1227

PC MISS BLUE GRASS 9210

ACE-ORR MAKERS MARK

Dam: KC MS PROFIT MAKER 2135P

WCR MS IDEAL 1315 P

EPD's: BW WW YW Milk TM TSI  
0.6 42 90 16 37 239

BW- 80 WW- 783 YW- 1354 REA-16.01



## KC PROFIT MAKER 5975P(polled)

M865598

M6 GRID MAKER 104 PET

Sire: ACE-ORR MAKERS MARK 689

ORR'S MS MARY 413P TW

PF EL DUKE 9021 P ET

Dam: KC MS IMPRESSED 9745P

KC MISS QUEEN 7465 P

EPD's: BW WW YW Milk TM TSI  
2.1 36 78 16 34 226

BW-104 WW- 858 YW- 1538 REA- 17.93

## KEYS MAINSTREET 197C ET

EM865850

(polled)

ROLLING D CLASSIC 878U

Sire: KAYR MAINSTREET 910A

KAYR MISS 910W

KEYS CHUMLEY 8R

Dam: MISS KEY MEG 2T

MISS KEY MEG 4R

EPD's: BW WW YW Milk TM TSI  
3.9 53 92 -7 20 226

BW- 84 WW- 646 YW- 1216

## SAC LIGHT'EM UP 131 PLD

M831326

(polled)

THOMAS OAHE WIND 0772

Sire: TR MR FIRE WATER 5792RET

THOMASSWISSERSWEET1764ET

SKYMONT DOMINION 7526

Dam: PCF NATALIE 2605 P

SAC MISS CIGAR 2201

EPD's: BW WW YW Milk TM TSI  
3.1 18 31 12 21 172

BW- 82 WW-1050 YW- 1589

## MERIT ROUNDUP 9508W P

M835473

(polled)

SOS POLLED DETONATOR

Sire: MXS VERMILLION 527R

MXS ESPEON 122L

MERIT 1058L




Dam: MERIT YOLANDA 7244T

MERIT YOLANDA 6116F

EPD's: BW WW YW Milk TM TSI  
-0.9 34 67 3 19 211

BW- 87 WW-887 YW- 1511 REA- 16.33

# REFERENCE SIRES CONTINUED

 <p><b>M865273</b> (polled)</p> <p><b>WC MILESTONE 5223 P</b> DA PASSPORT 502P ET Sire: WC BENELLI 2134 P ET JWK CLARICE J139 ET LT BLUE VALUE 7903 ET Dam: WC LADY BLUE 0506 P DS MISS FAB MACK P ET EPD's: BW WW YW Milk TM TSI 1.8 41 65 13 33 203 BW-93 WW-861 YW-1362 REA-21.66</p>	 <p><b>M849445</b> (polled)</p> <p><b>KC SPURRED 417P</b> LT WESTERN SPUR 2061 Sire: RW WESTERN SPUR 691 RLB MS TRACKER 404 P ACE-ORR MAKERS MARK Dam: KC MS PROFIT MAKER 1726P KC MISS IMPRESSED 7426 EPD's: BW WW YW Milk TM TSI -0.5 19 37 18 28 190 BW-88 WW-905 YW-1513 REA-19.11</p>	 <p><b>M870531</b> (polled)</p> <p><b>SCR SIR REFRESH 5017P</b> THREE TREES WIND 0383 Sire: M6 FRESH AIR 8165 P ET SR LADY EASE 914 ET KEYS TENACIOUS 10W Dam: SCR MISS TENACIOUS 2511P SCR MISS CHROME 5128H EPD's: BW WW YW Milk TM TSI 2.8 48 98 9 33 241 BW-90 WW-833 YW-1551 REA-19.00</p>
<p><b>LT LONG DISTANCE 9001P M780143</b> EPD's: BW WW YW Milk TM TSI -2.9 20 30 17 27 181 BW-71 WW-777 YW-1255 REA-14.81</p>	<p><b>JS SIR TRADITION 4235 PLD M852022</b> EPD's: BW WW YW Milk TM TSI 0.5 48 93 12 35 240 BW-91 WW-888 YW-1460 REA-16.24</p>	<p><b>M6 BELLS &amp; WHISTLES 258P M829092</b> (polled) EPD's: BW WW YW Milk TM TSI -1.0 44 78 16 38 227 BW-83 WW-835 YW-1422 REA-17.88</p>
<p><b>SCR SIR BACKLASH 5170P M870187</b> EPD's: BW WW YW Milk TM TSI -2.0 38 57 7 26 BW-88 WW-871 YW-1370 REA-22.2</p>	<p><b>TR MR WRANGLER UP 2516Z M819072</b> EPD's: BW WW YW Milk TM TSI 1.1 42 87 12 33 230 BW-84 WW-769 YW-1406 REA-14.56</p>	<p><b>AC WESTERN EDGE 2024 PLD M849458</b> EPD's: BW WW YW Milk TM TSI -1.2 28 50 16 30 195 BW-80 WW-770 YW-1226</p>
<p><b>SCR SIR ALL AMERICAN 5085P M870177</b> EPD's: BW WW YW Milk TM TSI 2.7 40 83 15 36 229 BW-95 WW-859 YW-1502 REA-18.02 *High seller from the 2016 sale to Wienk Charolais</p>	<p><b>TDS COUNTY LINE 308 PLD M841642</b> EPD's: BW WW YW Milk TM TSI 2.8 44 82 15 37 220 BW-92 WW-779</p>	<p><b>WCR KINGSBURY 116 P M804072</b> EPD's: BW WW YW Milk TM TSI -1.3 45 70 17 40 207 BW-80 WW-727 YW-1274 REA-12.68</p>